

RESIDENTIAL & FRENCH DOORS ENQUIRY/ORDER FORM

Customer Information

Company:

Address:

..... Postcode:

Tel:

Fax:

Contact Name:

Ref:

Email:

UNIQUE USE ONLY

Requested Delivery Date:

Order Number:

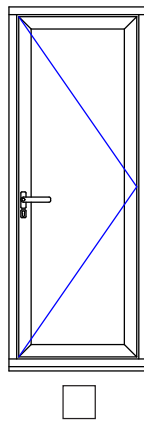
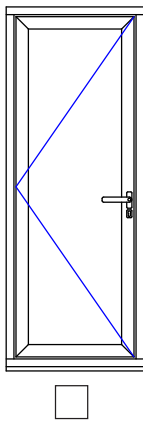
Page of

Quote

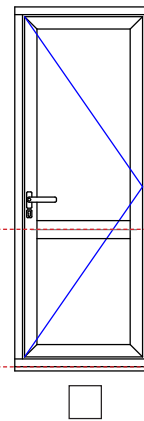
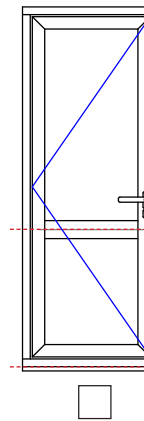
Order

AVAILABLE DOOR STYLES (Viewed from outside. Please tick your choice.)

RESIDENTIAL DOOR (Viewed from outside)

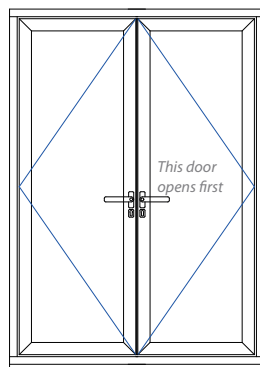
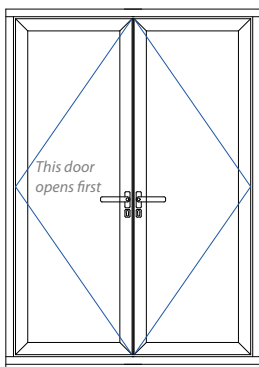


RESIDENTIAL DOOR with MIDRAIL (Viewed from outside)

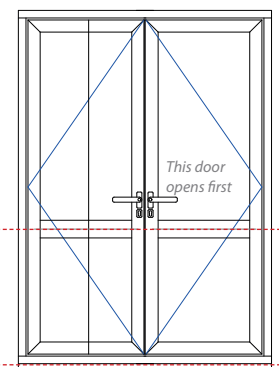
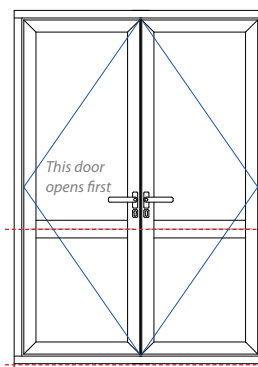


Please note:
 Triple glazing is not available with midrail options on either residential or French doors

FRENCH DOOR (Viewed from outside)



FRENCH DOOR with MIDRAIL (Viewed from outside)



DOOR DIMENSIONS

Width: mm

Height inc. Sill: mm

Midrail Height: mm
 (from underside of frame ignoring Sill option)

MIN/MAX FRAME SIZES

	Single	French
min width	700mm	1200mm
max width	1100mm	2200mm
min height	2000mm	2000mm
max height	2400mm	2400mm

RESIDENTIAL & FRENCH DOORS ENQUIRY/ORDER FORM

Page of

OPENING IN/OUT

Open in Open out

SILL TYPE

Part M low threshold*

Part M low threshold ramp/cover*

Part M low threshold ramp/ramp*


Standard integrated 120mm sill (*Outward opening only*)


Frame + 150mm sill**

Frame only

*All Silver Anodised Aluminium.
**Part M low threshold is not compatible with 150mm sill.

EXTERNAL STYLING

Pencil Round 

Squared 

*44mm Triple Glazed - Pencil Round only

FRAME COLOUR

External:	Internal:
<input type="checkbox"/> White <input type="checkbox"/> Cream	<input type="checkbox"/> White <input type="checkbox"/> Cream
<input type="checkbox"/> Grey <input type="checkbox"/> Black	<input type="checkbox"/> Grey <input type="checkbox"/> Black
<input type="checkbox"/> Special RAL* RAL No.	<input type="checkbox"/> Special RAL* RAL No.

*Special RAL will require extended lead time

HARDWARE

WarmCore

Silver

Black

Brushed Graphite

Magnets are colour matched.
Locks/keeps are Anodised Silver.
Roller units are Black Anodised powder finish.
Brushed Graphite uses Anodised Black hinges.

OPTIONAL LEVER/LEVER

Lever/Lever Handles

Silver

Black

Brushed Graphite

Only fill in this section if
Lever/Lever style handles
are required on traffic doors.

GLAZING BEAD

Squared/Squared - 28mm - 4 Sides

Squared/Squared - 44mm - 4 Sides

GLAZING OPTIONS


(All Toughened)

Standard double glazed - 28mm (1.5 W/m²K U-value*)

Celsius double glazed - 28mm (1.4 W/m²K U-value*)

Triple glazed - *Not available with midrail options* - 44mm (1.0 W/m²K U-value*)

Add Secured by Design upgrade

 Standard double glazed (Laminated) - 28mm (1.5 W/m²K U-value*)

*Figures quoted are whole door U-values based on BFRC standard door

LETTERPLATE

Black

Silver Letterplate in midrail only.

Chrome



**LEVER/LEVER HANDLES
AVAILABLE
NOW**

Gross Inc. V.A.T.: £ _____ Cash / Chq / CC / Debit I agree that the balance will be paid in full by the due date:

Deposit: £ _____ Balance: £ _____ Signed _____ Date _____