



Document Q Compliant

euroslide®

A new standard in security and comfort for
PVC-U patio doors.

eurocell®
All together better



euroslide®

IN-LINE PATIO DOOR SYSTEM

Safer, stronger and even more secure. Now you can give your customers complete peace of mind with the leading patio door system in its class.

With Euroslide, you're ready for the latest security standards

You can always rely on Eurocell to bring you the products you need to keep up with the latest regulations. And in most cases, one step ahead of them too.

So with even more demanding security regulations now in place for doors and windows in all new homes, our strongest and most secure in-line patio door system yet offers a reliable and assured way to deliver a PAS24 certified product to your customers.

Tested and certified to protect

When Euroslide is fabricated to PAS24 standards, it means you're automatically meeting Document Q - the newest security regulations for patio doors.

Features that make a PAS24 configured Euroslide patio door such an effective barrier to intruders include:

- ▶ A heavy-duty door sash reinforcement to protect against forced entry and high winds.
- ▶ An anti-lift fixture that stops intruders lifting glass panes out of the door frame - a common weak spot in traditional door and window design
- ▶ Internal glazing. All gaskets and sealants are applied from the inside so they can't be accessed by intruders.
- ▶ An aluminium internal interlock and interlock locking device.



WHY CHOOSE EUROSLIDE?



Purpose-designed system for superior performance



Fast, accurate installation



U-values as low as 1.4



Part Q compliant



A choice of frame colours



Cheaper than aluminium alternatives



Delivery from 48 hours



10-year guarantee for peace of mind



euroslide®

A WIDE CHOICE OF COLOURS

Colours to frame the view

Like all Eurocell PVC-U products, Euroslide comes with an exact colour-match guarantee. That means the colour is precisely matched to all Eurocell window, door and conservatory roof products, creating a co-ordinated, consistent look across any property.

Euroslide is normally manufactured with a white internal finish to maintain a bright, fresh interior, but some colours are available on both sides from stock.

Up to 10-year guarantee

Euroslide patio door profiles are guaranteed for ten years. So you and your customers enjoy all the reassurance of a robust, well-designed, precision-made product that's built to last.

FRAME COLOURS



WHITE
White interior

CREAM
Cream interior

GOLDEN OAK
White interior

GOLDEN OAK
Both sides

IRISH OAK
Both sides



ROSEWOOD
White interior

ROSEWOOD
Both sides

**ANTHRACITE
GREY**
White interior

BLACK ASH
White interior

**ADDITIONAL COLOURS AND SPECIFICATIONS ARE
MADE TO ORDER ON EXTENDED LEAD TIMES**


FEATURES & BENEFITS



Anti-lift device prevents panes being lifted by intruders



Full Eurogroove to accept most kinds of suitable hardware



Separate chambers for improved drainage, thermal efficiency and strength



Fully bevelled profile for a slim visual profile and clean sight lines



Fusion welded joints for accuracy and strength



Patented knock-in 45° putty line and scotia bead also available



Pre-gasketed sash reduces fabrication time



Robust steel and aluminium reinforcing sections



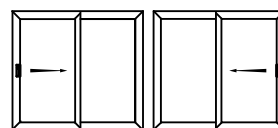
Part M compliant low-threshold for improved accessibility

TECHNICAL INFORMATION

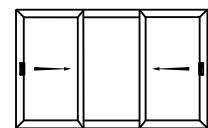
EUROSLIDE PATIO DOORS

DOOR CONFIGURATIONS

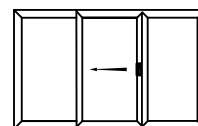
| System | Width (mm) | Height (mm) |
|--------|------------------------|------------------------|
| 2 pane | Max: 3000 Min: 1650 | Max: 2455 Min: 1950 |
| 3 pane | Max: 4500 Min: 2480 | Max: 2455 Min: 1950 |
| 4 pane | Max: 5930 Min: 3220 | Max: 2455 Min: 1950 |



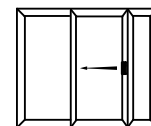
2 pane



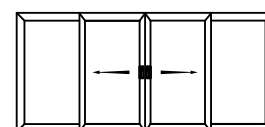
3 pane 2 sliders



3 pane
centre sliding



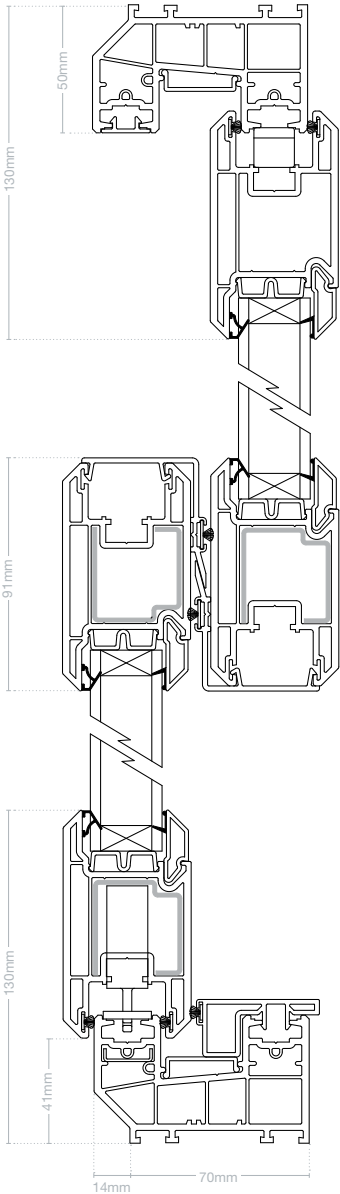
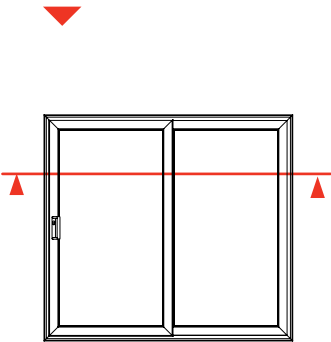
3 pane offset
centre sliding



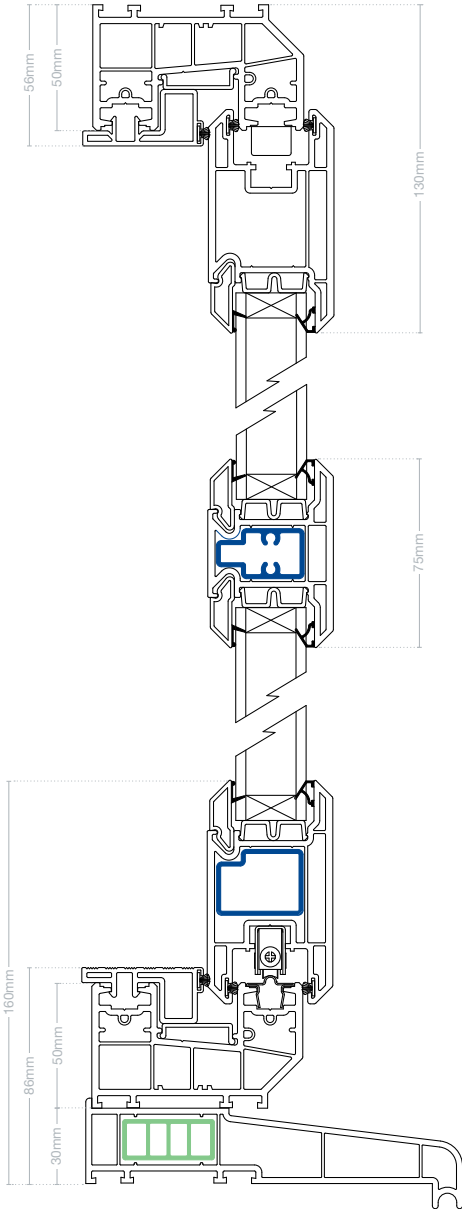
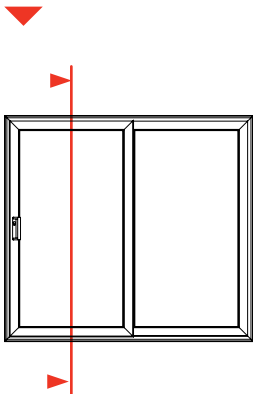
4 pane

CROSS SECTIONS – STANDARD KIT SPECIFICATION

Horizontal



Vertical

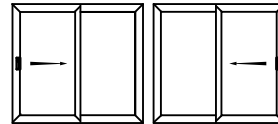


PAS24 / LIFETIME HOMES

SPECIFICATION

DOOR CONFIGURATIONS PAS24

| System | Width (mm) | Height (mm) |
|--------|------------------------|------------------------|
| 2 pane | Max: 3000 Min: 1650 | Max: 2400 Min: 1950 |



PAS24 PATIO KITS

| Part Number | Description | Pack Qty |
|--------------|--|----------|
| EWS915KW1.93 | Patio PAS24 Interlock Kit 1930mm White | 1 kit |
| EWS915KW2.13 | Patio PAS24 Interlock Kit 2130mm White | 1 kit |
| EWS715KW | Patio PAS24 Handle Kit White | 1 kit |
| EWS716K | Patio PAS24 Lock Kit | 1 kit |

LOW THRESHOLD KITS

| Part Number | Description | Pack Qty |
|-------------|--|----------|
| EWS955AKS | Patio Low Threshold Kit 1650-2100 Gold | 1 kit |
| EWS956AKS | Patio Low Threshold Kit 2101-3000 Silver | 1 kit |
| EWS957AKS | PAT Low Threshold Wheelchair Ramp 2101-3000 Silver | 1 Length |

Lifetime Homes Kit

Lifetime Homes stipulates 16 Design Criteria that can be universally applied to new homes at minimal cost. Each design feature adds to the comfort and convenience of the home and supports the changing needs of individuals and families at different stages of life.

The following additional kits are required to make a Document Q / Lifetime Homes compliant patio door:

- ▶ 1 off Low Threshold Kit
- ▶ 1 off Patio PAS24 Lock Kit
- ▶ 1 off Patio PAS24 Handle Kit (White Chrome or Gold)
- ▶ 1 off Patio PAS24 Interlock Kit



Patio Interlock Espagnolette Handle



PAS24 Pull Handle



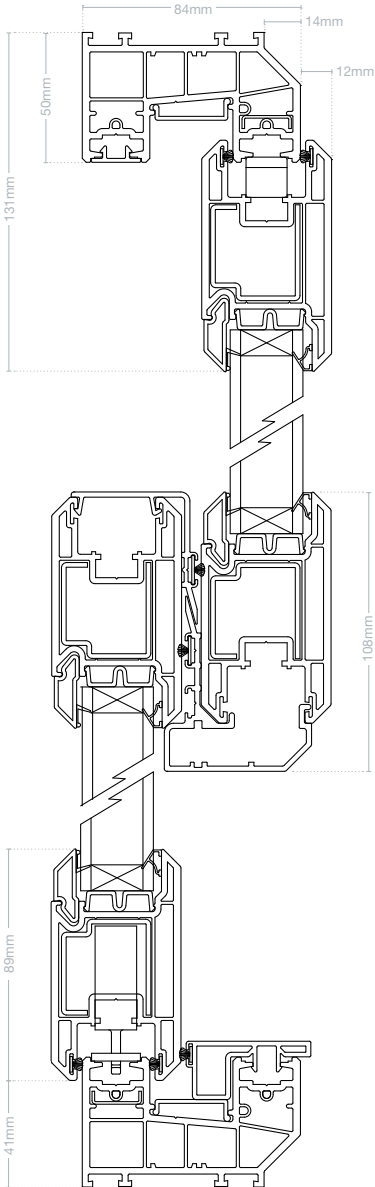
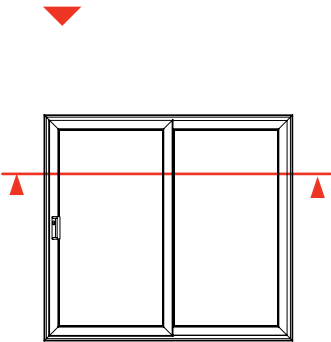
Security Plate (Sliding Sash)



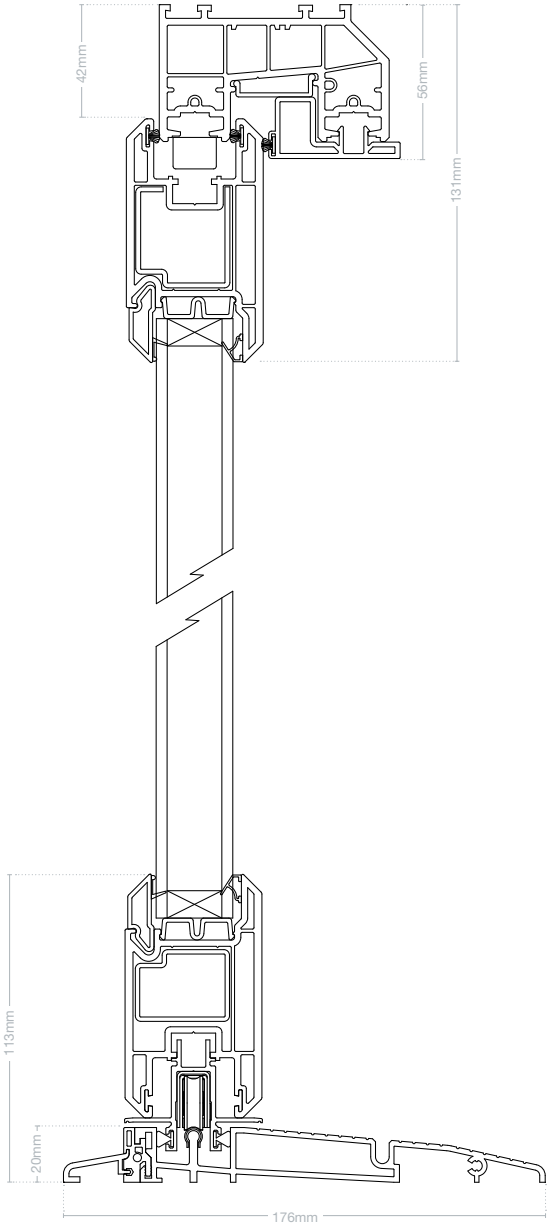
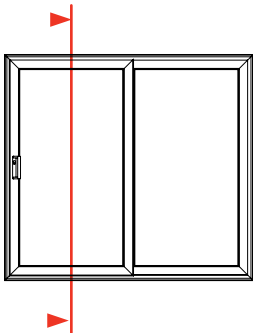
Security Plate (Fixed Sash)

CROSS SECTIONS – PAS24 KIT SPECIFICATION

Horizontal



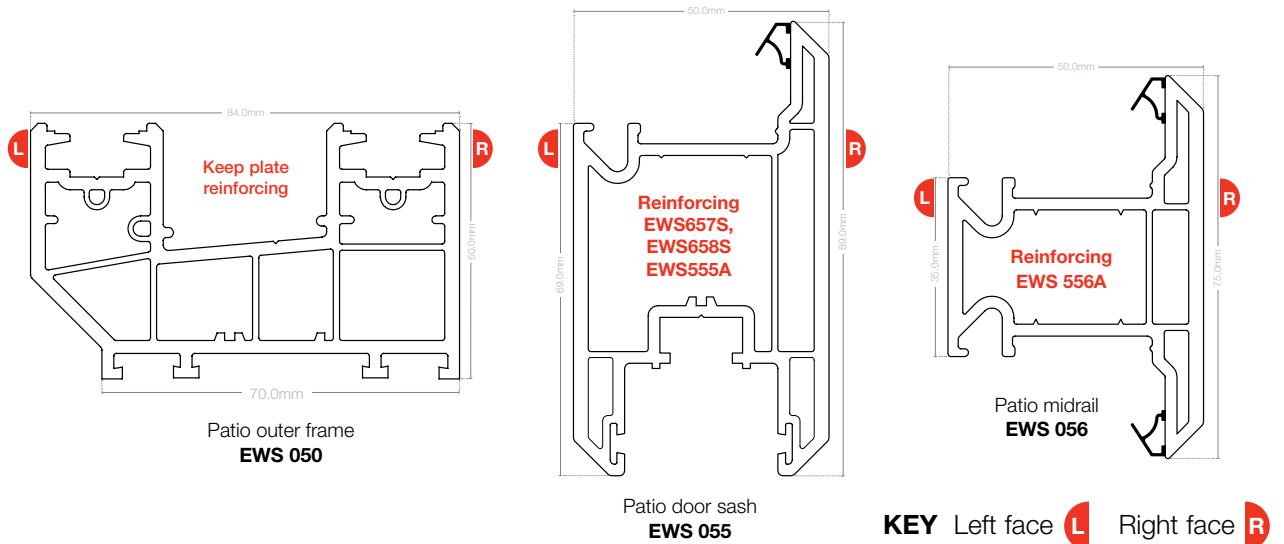
Vertical



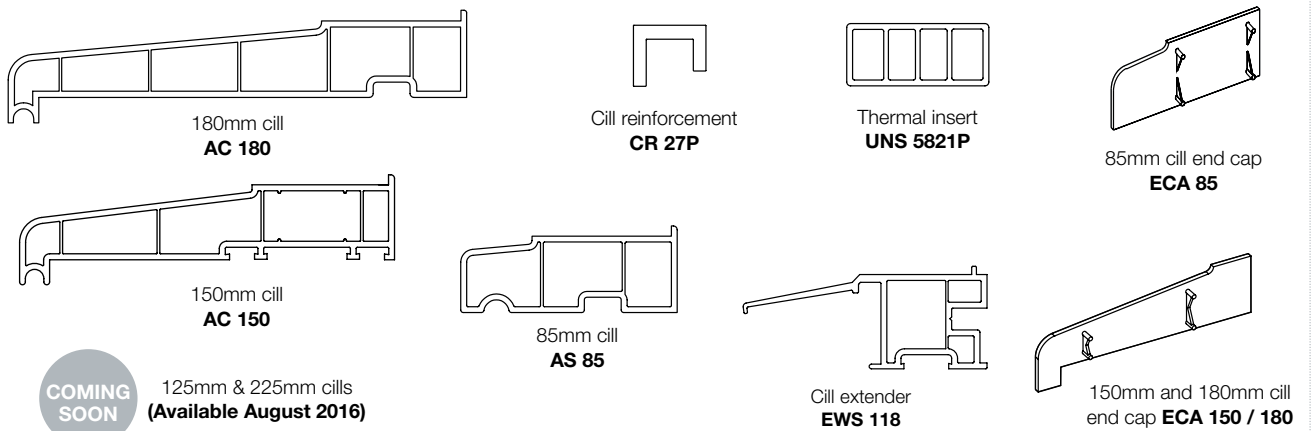
TECHNICAL INFORMATION

SYSTEM COMPONENTS

MAIN PROFILES



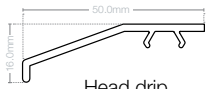
CILLS



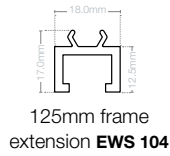
MOULDINGS



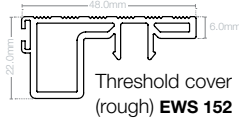
ANCILLARIES, BEADS & WOOL



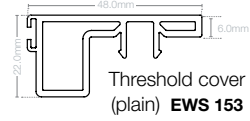
Head drip
EWS 101



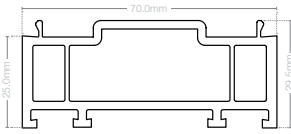
125mm frame
extension **EWS 104**



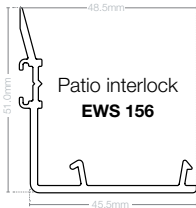
Threshold cover
(rough) **EWS 152**



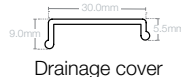
Threshold cover
(plain) **EWS 153**



25mm frame extension
EWS 106



Patio interlock
EWS 156



Drainage cover
EWS 151



Inlay cover strip
EWS 150



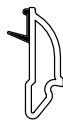
Interlock seal
EWS 452G



15mm frame extension
EWS 116



28mm
co-ex bead
EWS 352



28mm co-ex
ovolo scotia bead
EWS 353



5mm wool pile
EWS 450G
threshold seal - grey



6.5mm wool pile
EWS 451G
door sash seal - black

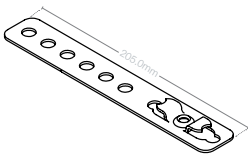


Mainframe drainage dam
EWS 453 GWP
for internal sliding patios only

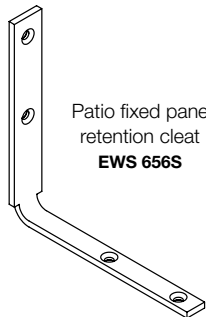


Mainframe drainage dam
EWS 431G
for 3-4 pane patios only

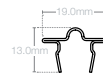
STEEL COMPONENTS



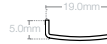
70mm fixing cleat
EWS 612S



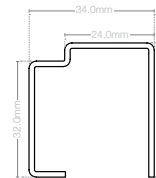
Patio fixed pane
retention cleat
EWS 656S



Stainless steel track
EWS 653S



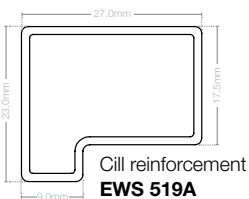
Keep plate
reinforcement
EWS 652S



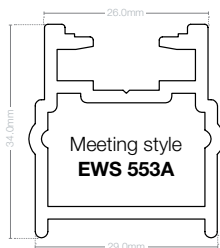
Reinforcement
For door sash
EWS 657S

Reinforcing for door
sash (pre-punched)
EWS 658S

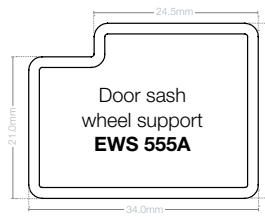
ALUMINIUM COMPONENTS



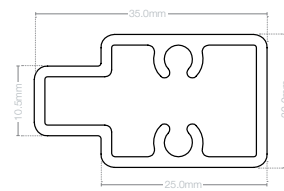
Cill reinforcement
EWS 519A



Meeting style
EWS 553A



Door sash
wheel support
EWS 555A



Mechanical joint / reinforcement
for midrail **EWS 556A**



All together better

For more information about the **euroslide** sliding patio door system from Eurocell, call our customer services team on **0800 988 3047**, or visit **eurocell.co.uk/euroslide**

Eurocell plc, Fairbrook House, Clover Nook Road, Alfreton, Derbyshire DE55 4RF



eurocell.co.uk